

# O/E/N 48

## MINIATURE POWER RELAY

- International Standard Foot Print
- Compact High Performance
- Direct PCB type
- Dust Protected / Sealed
- Creepage distance  $\geq$  8mm
- UL & CSA Approved
- Suitable DIN Rail and PCB Sockets Available



### SPECIFICATIONS

Contact Arrangement	:2 Form A, 2 Form C
Contact Material	:Silver Alloy
Contact Rating	
Rated Voltage	:230 V AC/24 VDC
Maximum Voltage	:440 V AC/220 V DC
Maximum Continuous Current at 230VAC/24VDC	
2 Form A	:10A
2 Form C	:8A
Maximum Power Rating	
2 Form A	:2300VA
2 Form C	:1840VA
Nominal Coil Power	:0.5W (approx)
Operating Power	:0.4W (approx)
Life Expectancy	
Mechanical	:10 <sup>7</sup> operations
Electrical	:10 <sup>5</sup> operations
Contact Resistance (Initial)	:50 milli Ohms
Dielectric Strength	
Between Contacts & Coil	:4000 VRMS
Between Open Contacts	:1000 VRMS
Insulation Resistance	:500 Meg.Ohms at 500VDC, 25 <sup>o</sup> C, RH50
Operate time at Nominal Voltage	:10 milli sec. (Max)
Release time at Nominal Voltage	:5 milli sec. (Max)
Ambient Temperature	:-45 <sup>o</sup> C to +70 <sup>o</sup> C
Weight	:20 gms (approx)

For Suitable Sockets Refer Socket Section

#### Typical applications

Industrial Electronics, PLCs, Timers, Office Automation, UPS, Home Appliances

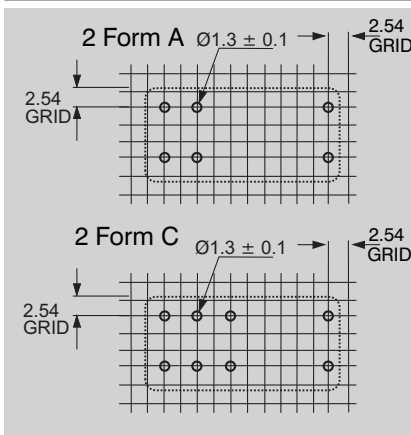
All dimensions are in mm. Specifications subject to change without notice. Tolerance unless otherwise specified is  $\pm$  10%

### COIL DATA

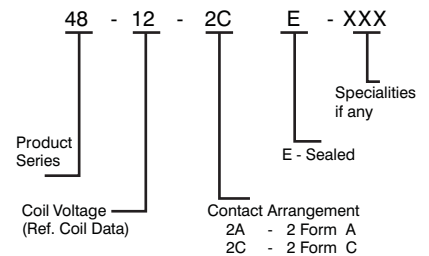
Nominal Voltage VDC	Pick-up Voltage VDC (Max)	Drop-out Voltage VDC (Min)	Coil Resistance $\pm$ 10%
6	4.7	0.6	70
12*	9.5	1.2	200
12	9.5	1.2	275
24*	19.0	2.4	800
24	20	2.4	1100
48	38	4.8	4400

\*On request

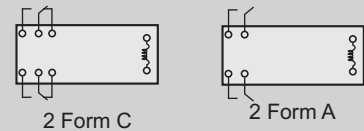
### DRILLING PATTERN



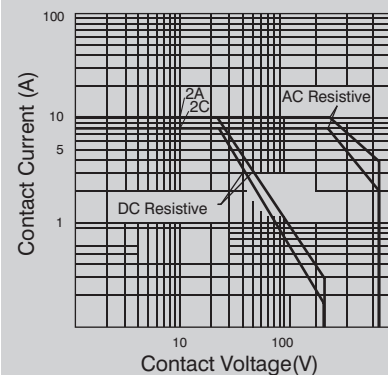
### HOW TO ORDER



### CIRCUIT DIAGRAMS



### Limiting Curve for Power Load



### DIMENSIONS

